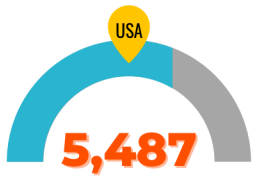


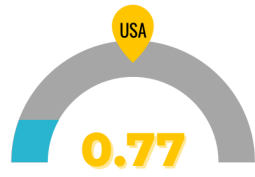
Q4 ECONOMIC REPORT



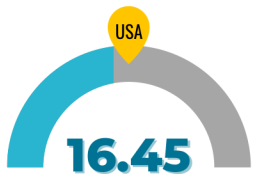
Erie County
**Economic
Development**
Corporation



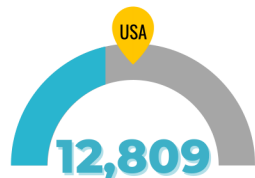
Erie County has 5,487 veterans. The national average for an area this size is 3,991.



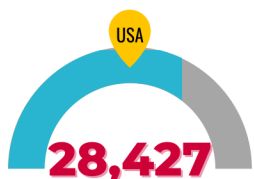
Erie County has 0.77 violent crimes per 1,000 people. The national rate is 3.62.



Erie County has 16.45 property crimes per 1,000 people. The national rate is 17.91.



Erie County has 12,809 millennials (ages 25-39). The national average for an area this size is 15,192.

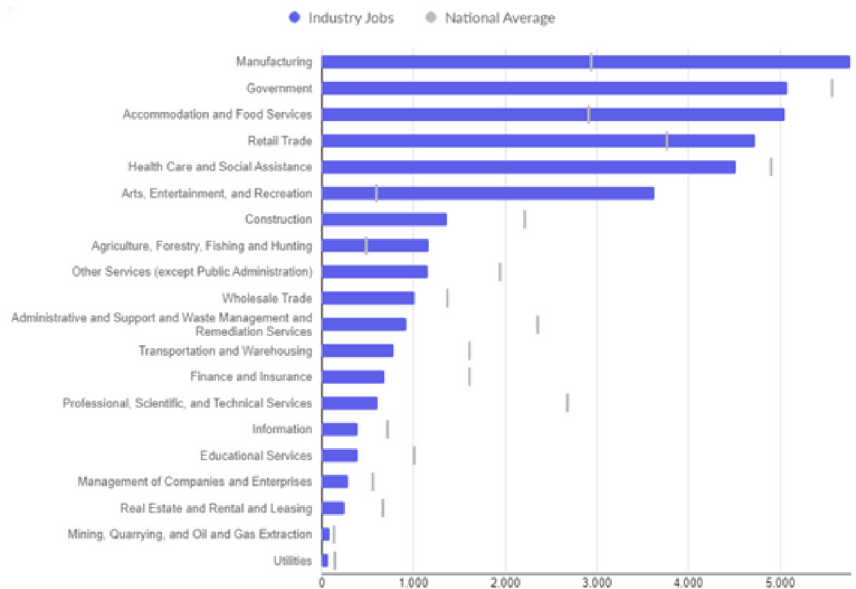


There are 28,151 people 55 or older in Erie County. The average for an area this size is 21,941.

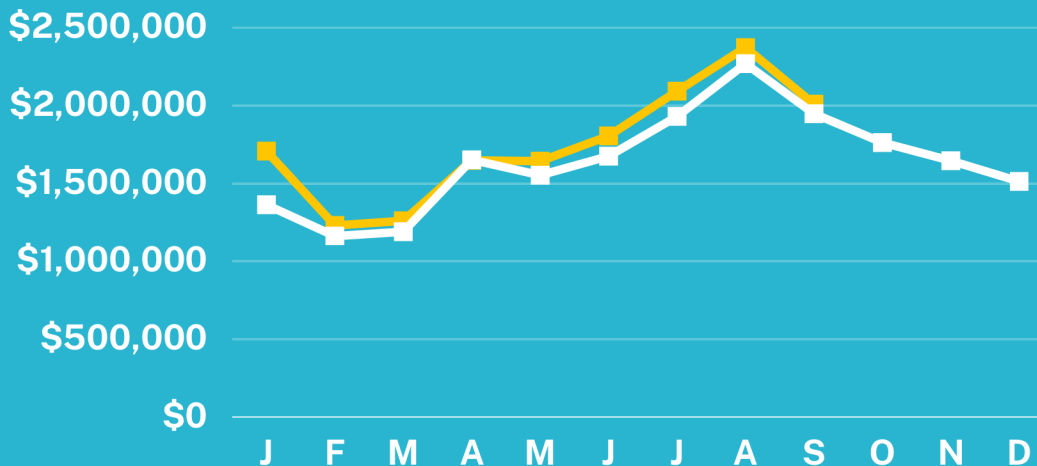


The national average for an area this size is 29,693 racially diverse people, while there are 12,830 here.

LARGEST INDUSTRIES



COUNTY SALES TAX COLLECTED



74,852
POPULATION
(2021)

\$58,400
HOUSEHOLD
INCOME (2021)

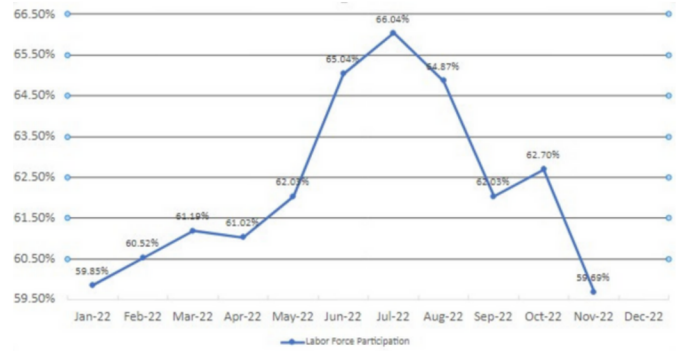
12.8%
POVERTY
LEVEL

3.7%
UNEMPLOYMENT
(November)

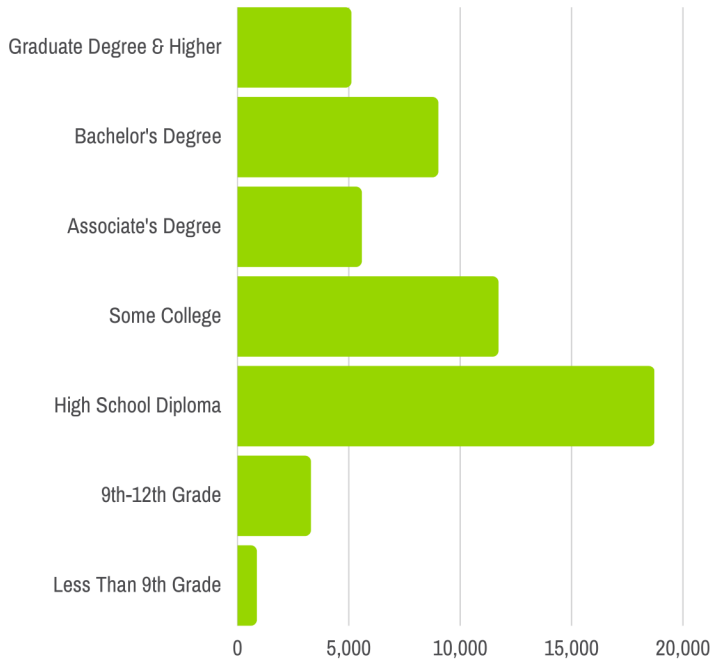
59.96%

November Labor Force Participation Rate

LABOR FORCE PARTICIPATION



POPULATION EDUCATION LEVEL



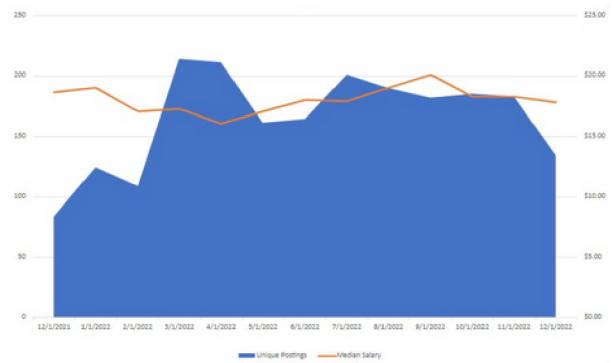
Jobs



Top Ten In-Demand Occupations by Job Postings (Q4 2022)

- Registered Nurses
- Retail Salespersons
- First-line Supervisors of Retail Workers
- Fast Food & Counter Workers
- Heavy & Tractor Trailer Truck Drivers
- Sales Representatives
- LPN
- Laborers & Freight, Stock, and Materials
- Medical and Health Services Managers
- Janitors & Cleaners

Unique Job Postings & Hourly Rate



\$152,800

MEDIAN HOUSE VALUE 2021

\$814

MEDIAN MONTHLY RENT 2021